











Position ID	Asset	Call/Put	Strike Rate	Expiry Rate	Start Time	Expiry Time	Investment	Trade Result	Payout	Expir
17441381		Put	10247.00	10237.25	21.10.15 10:30:29	21.10.15 10:35:29	€100.00	Won	€168.00	
17441352		Put	10243.25	10242.25	21.10.15 10:27:44	21.10.15 10:32:44	€100.00	Won	€168.00	
17441291		Put	10239.00	10236.75	21.10.15 10:24:02	21.10.15 10:29:02	€25.00	Won	€42.00	
17441249		Put	10243.00	10238.75	21.10.15 10:21:11	21.10.15 10:26:11	€50.00	Won	€84.00	
17441172		Put	10237.50	10237.25	21.10.15 10:15:30	21.10.15 10:20:30	€50.00	Won	€84.00	
17441168		Put	10235.00	10236.75	21.10.15 10:15:14	21.10.15 10:20:14	€50.00	Lost	€0.00	
17441128		Put	10232.50	10228.75	21.10.15 10:12:55	21.10.15 10:17:55	€100.00	Won	€168.00	
17441114		Put	10222.50	10228.25	21.10.15 10:11:54	21.10.15 10:14:54	€10.00	Lost	€0.00	
17441111		Put	10221.00	10228.75	21.10.15 10:11:41	21.10.15 10:14:41	€50.00	Lost	€0.00	
17441073		Put	10217.75	10221.75	21.10.15 10:09:52	21.10.15 10:11:52	€25.00	Lost	€0.00	