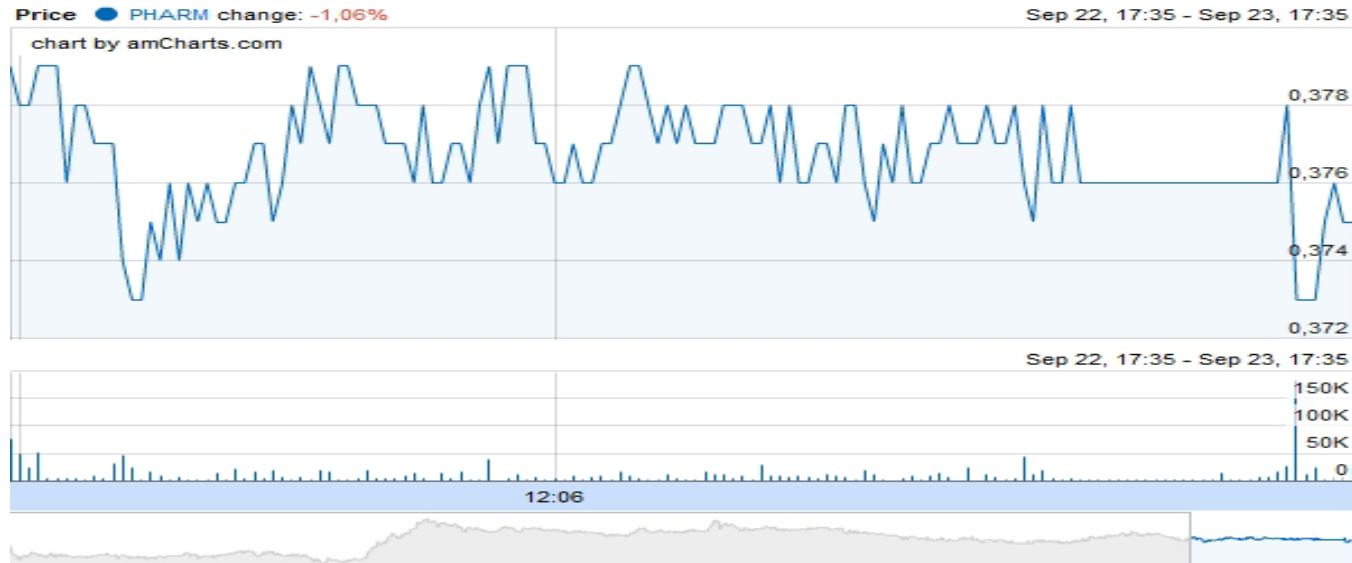


Di 23 sept 2014, NYSE (<http://euconsumer.nyx.com/products/equities/NL0010391025-XAMS>)

22/09/2014 17:35

-

23/09/2014 17:35



**PHARMING GROUP** 23/09/2014 17:35 CET

**Segment:** Local securities

PHARM

€0,375 CLOSED

Since Previous Close

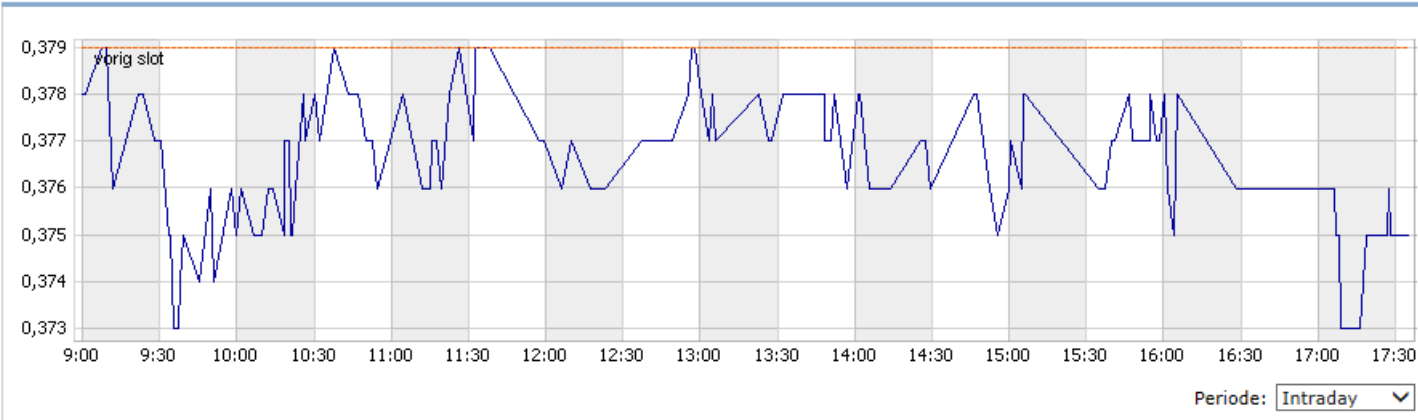
-0,004 (-1,06%)

Since Open

-0,003 (-0,79%)

<b>Volume</b>	1.394.437 [17:35]	
<b>Previous Close</b>	€0,379 [22/09/2014]	
<b>Open</b>	€0,378	
<b>52 Week</b>	--	
<b>Turnover</b>		€524.629,79
<b>Transactions</b>		277
<b>Market Cap</b>		152M€
<b>Euronext Amsterdam</b>	<b>ISIN</b> NL0010391025	

**Grafieken**



**Koersen**

Laatst	0,375	Open	0,378	Hoog 12 maanden	0,726
Tijd	17:35:03	Hoog	0,379	Hoog 12 mnd. dat.	18-02-2014
Vershil %	-1,06%	Laag	0,373	Laag 12 maanden	0,111
Vershil	-0,004	ISIN code	NL0010391025	Laag 12 mnd. dat.	21-10-2013
Volume	21.710	Vorige slotkoers	0,379	Hoog 7 dagen	0,404
Omzet	1.394.437	Vorige omzet	3.129.060	Laag 7 dagen	0,347
Omzetwaarde	522.913,88	Rendement 12 mnd.	180,74%		

Ma 22 sept 2014, NYSE (<http://euconsumer.nyx.com/products/equities/NL0010391025-XAMS>)

19/09/2014 17:35

22/09/2014 17:35



**PHARMING GROUP** 22/09/2014 17:35 CET

**Segment:** Local securities

PHARM

**Volume**

**Previous Close**

**Open**

**52 Week**

**Turnover**

**Transactions**

**Market Cap**

**Euronext Amsterdam**

€0,379 CLOSED

Since Previous Close

-0,001 (-0,26%)

Since Open

+0,004 (+1,07%)

3.129.060 [17:35]

€0,38 [19/09/2014]

€0,375

--

€1.180.340,72

517

153M€

**ISIN** NL0010391025



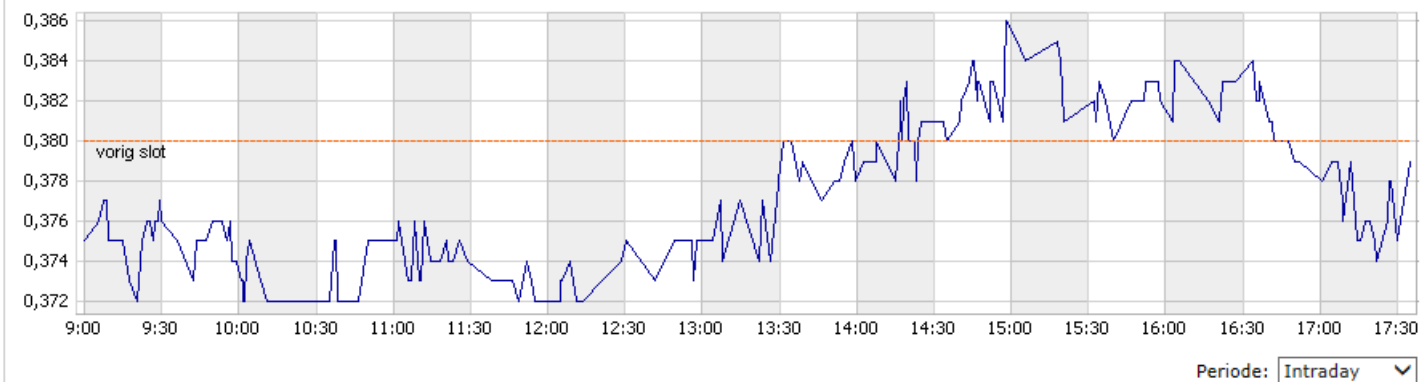
## Beursinfo - Pharming

Verkoop  Koop

[Terug naar Beursinfo algemeen](#)

[Algemeen](#) [Profiel](#) [Koersen](#) [Agenda](#) [Nieuws](#) [Kerncijfers](#) [Opinie](#) [MVB](#)

### Grafieken



### Koersen

Laatst	0,379	Open	0,375	Hoog 12 maanden	0,726
Tijd	17:35:02	Hoog	0,386	Hoog 12 mnd. dat.	18-02-2014
Vershil %	-0,26%	Laag	0,372	Laag 12 maanden	0,111
Vershil	-0,001	ISIN code	NL0010391025	Laag 12 mnd. dat.	21-10-2013
Volume	6.428	Vorige slotkoers	0,380	Hoog 7 dagen	0,404
Omzet	3.129.060	Vorige omzet	8.539.081	Laag 7 dagen	0,347
Omzetwaarde	1.185.913,74	Rendement 12 mnd.	179,41%		

Vr 19 sept 2014, NYSE (<http://euconsumer.nyx.com/products/equities/NL0010391025-XAMS>)



## PHARMING GROUP 19/09/2014 17:35 CET

Segment: Local securities

PHARM

Volume	8.539.081 [17:35]
Previous Close	€0,386 [18/09/2014]
Open	€0,391
52 Week	--
Turnover	€3.311.830,65
Transactions	893
Market Cap	154M€
Euronext Amsterdam	ISIN NL0010391025

€0,38 CLOSED

Since Previous Close

-0,006 (-1,55%)

Since Open

-0,011 (-2,81%)

Beursinfo - Internet Explorer  
http://www.rabobeursinfo.nl/fullquote.aspx?sessionID=2014-09-21 21:18:39.91004725@R04&cat=128&instrumentID=76809&fq=extended&country=nl

**Beursinfo - Pharming**  
Rabobank   [Terug naar Beursinfo algemeen](#)

Algemeen **Profiel** **Koersen** Agenda Nieuws Kerncijfers Opinie MVB

### Grafieken

The chart displays the intraday price of Pharming stock from 9:00 to 17:30. The y-axis represents the price in Euros, ranging from 0,375 to 0,400. The x-axis shows time in 30-minute intervals. A blue line tracks the price, starting at 0,391, peaking at 0,400 around 9:15, and then generally declining to 0,380 by 17:30. A horizontal dashed orange line at 0,385 is labeled 'vorig slot' (previous close). The chart area has a light gray grid. A dropdown menu at the bottom right of the chart is set to 'Intraday'.

Koersen					
Laatst	0,380	Open	0,391	Hoog 12 maanden	0,726
Tijd	17:35:55	Hoog	0,402	Hoog 12 mnd. dat.	18-02-2014
Vershil %	-1,55%	Laag	0,374	Laag 12 maanden	0,111
Vershil	-0,006	ISIN code	NL0010391025	Laag 12 mnd. dat.	21-10-2013
Volume	25.000	Vorige slotkoers	0,386	Hoog 7 dagen	0,404
Omzet	8.539.081	Vorige omzet	20.070.381	Laag 7 dagen	0,347
Omzetwaarde	3.244.850,78	Rendement 12 mnd.	181,48%		

Disclaimer Privacy Veiligheid Toegankelijkheid

100%

Wo 17 sept 2014, NYSE (<http://euconsumer.nyx.com/products/equities/NL0010391025-XAMS>)



## PHARMING GROUP 17/09/2014 17:37 CET

Segment: Local securities

	PHARM
	€0,359 CLOSED
	Since Previous Close
	-0,01 (-2,71%)
	Since Open
	-0,006 (-1,64%)
Volume	8.676.661 [17:37]
Previous Close	€0,369 [16/09/2014]
Open	€0,365
52 Week	--
Turnover	€3.104.042,12
Transactions	1.023
Market Cap	145M€
Euronext Amsterdam	ISIN NL0010391025

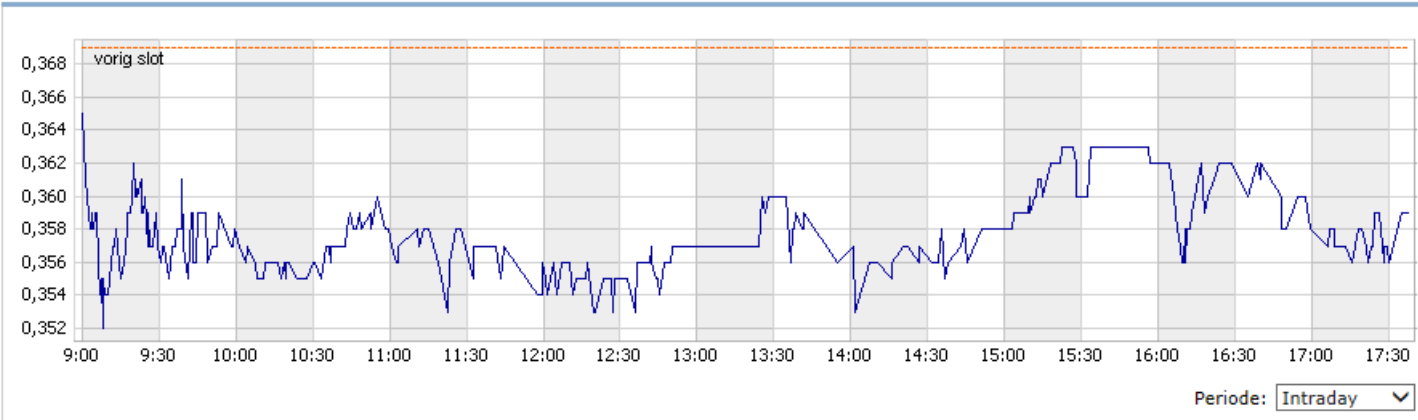
**Beursinfo - Pharming**

Rabobank

[Terug naar Beursinfo algemeen](#)

[Algemeen](#) [Profiel](#) [Koersen](#) [Agenda](#) [Nieuws](#) [Kerncijfers](#) [Opinie](#) [MVB](#)

**Grafieken**



**Koersen**

Laatst	0,359	Open	0,365	Hoog 12 maanden	0,726
Tijd	17:37:40	Hoog	0,365	Hoog 12 mnd. dat.	18-02-2014
Vershil %	-2,71%	Laag	0,352	Laag 12 maanden	0,111
Vershil	-0,010	ISIN code	NL0010391025	Laag 12 mnd. dat.	21-10-2013
Volume	10.000	Vorige slotkoers	0,369	Hoog 7 dagen	0,395
Omzet	8.676.661	Vorige omzet	5.532.682	Laag 7 dagen	0,352
Omzetwaarde	3.114.921,30	Rendement 12 mnd.	177,44%		